

Brilliance 48° Pro

Dental Loupes

Effortless Imaging, Pro-Level Wearing

Frame Color: ● ●



Magnification Ratio : 5X

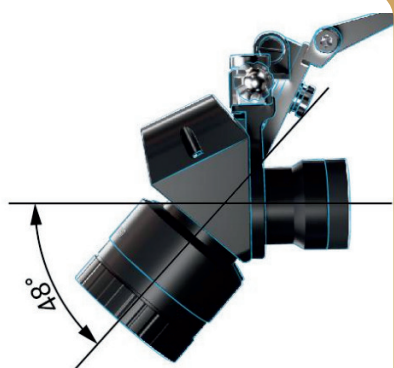
Working Distance : 350mm-400mm, 400mm-450mm, 450mm-500mm,
500mm-550mm(optional)

Pupil Distance : 52-76mm(individually adjustable on both sides)

Weight : 94.3g(with frame)

Field of View : 49mm-57mm, 57mm-65mm, 65mm-73mm, 73mm-81mm

*Adapted to Eighteeth wireless headlight



Unique Optical Structure: Free Shoulder & Neck

- **Innovative optical structure designed to deflect the optical path of the dental loupes downward by 48 degrees**

Keep the back and neck in an upright position, effectively protecting spinal health

*Research indicates that prolonged periods of working with a bent neck and back can place immense pressure on the entire spine, leading to disc wear or tears, which have lasting implications for a doctor's health over time

New-Updated Imaging: No Complex Adjustments

- **Brand new optical structure: Optimized lens and frame design for a broader, clearer field of view**



Revolutionary Nose Pad Design: Pro-Level Wearing Experience

- **Come with two adjustable nose pad to meet clinical needs in one magnifier**



Wide & soft rubber nose pad

- Embedded pre-bent steel strip
- Adjustable height
- Easy nose bridge adaptation



Direct attached nose pad

- Direct wear without the need to remove prescription glasses
- Eliminate errors caused by eye prescription
- Ensure precise working distance

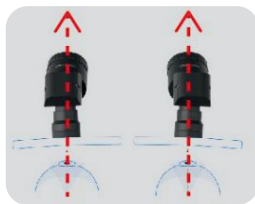
Newly upgraded frame for easy lens customization

- Detachable eyeglass frame for quick lens swapping



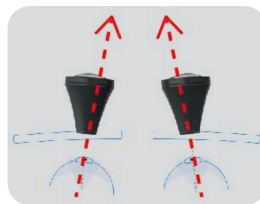
Flexible focus & pupil distance adjustment to prevent eye strain

- The pupil distance can be adjusted separately, coordinating the vision of both eyes and alleviating eye fatigue caused by visual convergence
- The focal length can be independently adjusted, effectively resolving image blurriness caused by differences in vision between the left and right eyes, thus reducing focus pressure on the eyes



Brilliance 48° pro

Parallel field of view
Reduce intraocular
rectus muscles tension



Conventional loupes

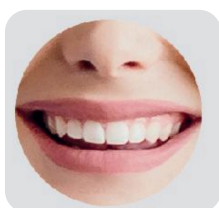
Binocular vision converging
inward Intensify intraocular
rectus muscles tension

5x magnification: all oral details at a glance

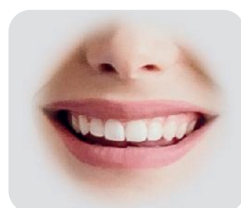
- Provide 5x magnification and up to 81mm of maximum field of view

Clear vision for precise dental procedures

- Optimized achromatic optical path design ensures superior color correction capabilities
- Schott glass provides enhanced penetration of visible light, resulting in clear and high-quality images



Brilliance 48° Pro



Conventional Loupes



Brilliance

Dental Loupes

Frame Material: AlMg, TR90

Frame Color: ● ●





Lens

- **Schott Glass**
Ensure high resolution, clear and sharp field of view
- **Refined lens coatings**
Multi-layer coating technology, Anti-fog, Anti-scratch, Anti-glare, to ensure more visible light through the glass

Body

- **Aerospace-grade aluminum magnesium alloy**
Our loupes are exceptionally high strength and light
- **Intelligent damping torque effect**
Easy to adjust and with excellent stability
- **Asynchronous PD adjustment**
Laser printed scale lines, accurate and intuitive

Frame

- **Super light frame**
Ergonomic design with optional materials and colors
- **Protective shield**
Besides protective shields, prescription lenses can also be fitted by an optometrist

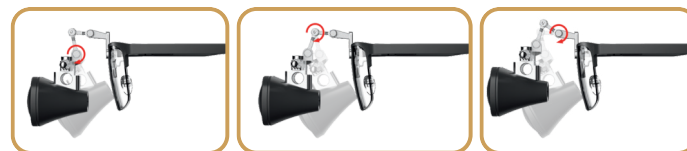
Two Options

Both can be quickly and accurately reset after flipped-up without extra adjustment. Get into the next use immediately, and greatly improve the work efficiency.

Two hinges type



Three hinges type



Your ideal first pair of Loupes!

Magnification	Working Distance	Field of View	Depth of Field	Net Weight
3.0×	350mm	68mm	≥90mm	71g
	400mm	76 mm	≥100mm	71g
	450mm	84mm	≥115mm	71g
	500mm	92mm	≥135mm	71g

Softouch

Surgical Headlight



Specifications

Lamp Diameter	18.5 mm	Battery Type	Li-Ion
Lamp Length	36.5 mm	Battery Capacity	3350 mAh, 3.7 V
Lamp weight	8 g	Charging Time	4 hours
Brightness	35000 lux	Battery Life	≥11 hours (with maximum brightness)
Color Temperature	5000 k	Adapter Input	100-240 V, 50/60 Hz, 0.2 A
CRI	90	Adapter Output	5 V, 1 A
Power	1 W	Power Box Weight	145 g



Super Light

Made by aviation grade aluminum, only weighs 8g.




Ultra-long Battery Life

Can keep illuminating for 11 hours with maximum brightness.



Touch Control Design and Stepless Dimming

Touch button clip to collar or chest pocket, avoid shaking



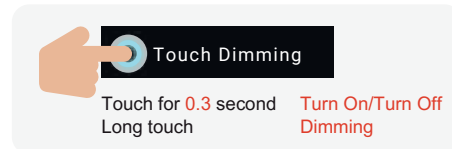
Top Class Light Source

True color, and maximum brightness up to 35000 Lux.



Safe to Use

High-level short-circuit and open-circuit protection. Power box clip to belt or pocket.



Short touch to turn on/ off the light, long press to adjust steplessly the brightness.



Wired headlight reduces the weight on the bridge of the nose, providing dentists a durable and comfortable experience.

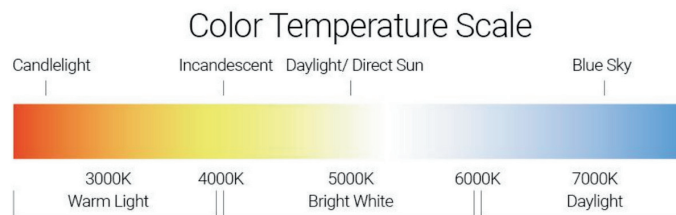
CRI 90

Reveal true color, and improve safety as a result of increased visibility



Color Temperature 5000K

Close to the color temperature of sunlight, can reduce eye fatigue in long surgery



Edge to Edge Clarity, and Flicker Free

Fascinating optical design and high quality light-source make the light spot more uniform and soft.


Flicker free avoids eye fatigue after long-time usage, and limits the damage to eyes.



Softouch



Manufacturer A



Manufacturer B

Wireless Z

Wireless Headlight

Total Weight	: 27 g
Battery Capacity	: 550 mAh, 3.7V
Charging Time	: Single charging - 1.4 h; Dual charging - 2.6 h
Battery Type	: Li-ion
Adapter Input	: 100-240 V, 50/60 Hz, 0.2 A
Adapter Output	: 5 V 1 A
Lamp weight (including adaptor)	: 12 g
Battery Module	: 15 g



Compatible with Eighteeth Brilliance Series Loupes
(Optional: customized connection with specified other Brand loupes.)



Wireless

Enjoy a smooth work experience with cable free and stable lithium battery



Brightness Memory

Automatically adjust to brightness when last powered off to reduce adjustment time and improve work efficiency



Battery Status Indicator

Built-in battery status indicator flashes when the battery is low



Super Light

Weigh just 27g (battery, headlight, filter included) and sit on the frame's upper edge for reducing nose bridge pressure



Touch Control Design and Stepless Dimming

Sensitive touch technology can be used with gloves



Time-saving

Magnetic connection for quick attachment



Powerful battery Ensure Uninterrupted Surgical Illumination

● Long-lasting

Sustain maximum brightness for up to 2.5 hours per battery Package comes with two rechargeable batteries

● Fast

Amazing charging speed can largely save your time (Single charging for 1.4 hours and double batteries for 2.6 hours.)

● Convenient

Built-in battery charge indicator. Magnetic positioning for swift and easy charging



124mm Light Spot at 450mmWD

Providing clear and uniform illumination that effectively lights the entire arch with new optical design.



Up to 35,000 LUX

Even edge-to-edge and same light intensity spot to ensure clarity

CRI ≥ 90%

Restoring true colors with imported industry-leading medical lighting LEDs





AB MED INC.

Address: 6021 Yonge Street, Unit 319
Toronto, Ontario, Canada M2M 3W2
Email: custserv@abmed.ca
Phone: +1 905-288-8199

